

Friday 17<sup>th</sup> May 2024

2023/24 No: 30

 01904 768325 (option 3)

 @RalphBPSch\_York

 [www.ralphbutterfieldprimary.co.uk](http://www.ralphbutterfieldprimary.co.uk)

The following NHS page helps parents/carers by providing guidance on common childhood illnesses: [click here](#)

## Headteacher's Message

Good afternoon

Our Year 6 children have been superstars this week, approaching their statutory tests with great attitudes. We are really proud of every Year 6 child and appreciate all the children in school for being supportive and patient, with keeping noise levels down and delayed breaktimes. Staff and visitors regularly comment on how very considerate and kind our children are across the school.



Just a reminder that the deadline for nominations for a new parent/carer governor is 9:00am next Wednesday 22<sup>nd</sup> May. The information in relation to this was shared on 24<sup>th</sup> April. If you would like to receive it again, please contact the school office. Being a parent/carer governor is a fantastic way of supporting and challenging the strategic direction of your child's school.

We are concerned to be learning of an increasing number of children posting videos of themselves on TikTok, including whilst wearing our school uniform and/or the use of inappropriate filters e.g those which make them appear older than their years. No Primary aged child should be having access to, or utilising, TikTok or other online platforms for which they are under the minimum age guidelines. Please may we ask that every parent/carer who allows their child to use these platforms, checks their child(ren)'s phone, this weekend, and on an ongoing regular basis? Please also see our [online safety information](#) website page for further information, including factsheets about specific apps and online platforms. Thank you.

As the warmer season is here, it is important that every child has a water bottle in school (that only contains water) so that they can keep hydrated throughout the day. Please ensure that your child's water bottle is made of plastic only and does not have any parts made of glass. Thank you.

I hope everyone is able to enjoy their weekend.



Liz Clark



## York City Netball Tournament



On Saturday 11<sup>th</sup> May, I had the pleasure of accompanying some of the netball team to Fulford Secondary School, to play in a Tournament. The girls played four matches, of which they won three - scoring 25 goals in total! They played 'netball 7's' which isn't what they are used to playing. They stuck to their positions and really worked hard as a team to achieve such an amazing result. They came 2<sup>nd</sup> in their league; all of the adults were really proud of how well the children conducted themselves throughout the event. Well done to Elsa, Megan, Charlotte, Laura, Clara, Millie and Danni. Thank you to the parents for supporting and to Mrs Kelly and Mrs Kennedy for attending.



**Mrs Atkinson- PE Leader**




## Early Years Foundation Stage (EYFS)

Our focus this week has been 'minibeast that live on the ground'. One of our favourite themed stories has been Snail Trail! This story has led the children to practise positional language, such as, under, over, next to, between and through. In our literacy, the children used their grapheme knowledge to write descriptions of where the snail went in the story.



During the week, the children have had varied opportunities to learn about snails and slugs. These have included snail shaped addition to five with Numicon, rolling playdough to create snails, cutting snail spirals, exploring garden habitats and learning about the mucus which some minibeast use to help them move.



Continuing to focus on snails, we have also explored the later work of the artist Henri Matisse. He used paper and scissors to create his paper collage pictures. The children used their scissor and design skills to create their own Matisse style snail pictures. These look amazing!

In phonics, we have learnt new spelling patterns including adding a suffix onto the end of a root word. For example, **twisting** and **helped**. (Root word =twist/Suffix=ing). When learning to read words with these new suffix endings, as always, we have discussed how we use the words and their meanings. New tricky words learnt this week are, **out** and **today**. We have also continued to practise the tricky words which we have learnt throughout the year. Please ask if you have any questions about the phonics learning which the children are currently covering.

In maths, we have continued to focus on subtraction number sentences. To calculate these, the children have used tens frames and number stories. We were very impressed that the children are able to now tell the subtraction story themselves using the language, first, then and now. Maybe the children could continue your subtracting activities with their toys at home.



*Well done to Class 1 for their fabulous class assembly on Friday! Class 2 (and I'm sure all of your adults) really enjoyed it!*

### Reminders

Next week, **Class 2** will be visiting Haxby library to change their books. Please remember to put the books and the library card in your child's book bag. Thank you.

Thank you for your continued support in ensuring that reading books are returned every **Monday** and homework folders are brought to school each **Friday**.

Next week, Class 2 will join Class 1 in their Monday PE lesson.  
Please can all PE kits be in school on Monday?

*Please don't hesitate to discuss any questions or concerns with us.*

**Mrs Robinson, Mrs Daniel, Mrs Greenwood and the Reception team**





## Key Stage 1 (Years 1 & 2)

This week, the children in Key Stage 1 have been working really hard. We have been enjoying learning more about space and the history of space exploration. The children were learning about the events that led up to the space race and used timelines to describe the causes and effects of the events leading up to the Apollo 11 mission. We were also using our detailed knowledge of the mission to write information texts about the Moon landings. We planned our writing in great detail, splitting our reports into paragraphs about before, during and after the mission. After that, we wrote a section each day under the relevant subheadings for the preparation, launch, Moon landing and return to Earth. What an amazing job the children did and what fascinating, detailed texts they wrote!



There may not be life on the Moon but we were learning about the lifecycle of plants in science. We learned about how plants grow from seeds, getting bigger and stronger as they put out roots and shoots. Then new seeds form and are dispersed so that new plants can grow. We ordered the sections of the plant lifecycle. We then planned a practical investigation in which we planted our own cress seeds. We applied our knowledge to decide on where we thought they would grow best and how to provide it with the things that it would need to grow healthily. We will observe the cress grow over time, recording what we see in cress diaries.



The Year 2s are continuing to enjoy their recorder lessons with Mrs Freitas and Mrs Reeves. They are learning new notes all the time and applying them to new songs. Recently, they have been learning to play the note C and have used it in the song "Miss Mary Mack". Year 1 have continued to do music with Mr Merrall and Mrs Atkinson and have loved the whimsical song "Just Imagine", which is about the adventures that can be had in our imaginations. There was even an opportunity to write our own lyrics to the song!

In computing, it has been fun to learn about, and emulate, the style of well known artists. After learning about Piet Mondrian's use of bold primary colours and horizontal and vertical lines, we learned about Victorian artist William Morris' style of using repeated patterns. We created our own, using a template creator that was then applied repeatedly to make our creations.



Well done Key Stage 1. Keep up the good work!

Mr Merrall, Mrs Reeves and Mrs Atkinson



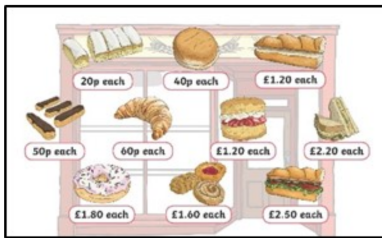


## Lower Key Stage 2 (Years 3 & 4)




It has been another fun week in Lower Key Stage 2.

The children have been very busy creating their sock puppets this week in design technology and they are coming along brilliantly. To begin with, the children have focused on creating the accessories to attach to the sock to create the character they designed. They have been using scrap bits of material, felt, wool, beads, buttons and the other sock to their pair to make things such as ears, nostrils, hair and spikes. We can't wait to see the finished puppets.



In PSHE this week, the children have been learning to understand how to keep track of money and how to budget. They were given the challenge of creating a shopping list for a picnic for five people. They were required to purchase food for the picnic, something to carry it in and a rug to sit on. Their second challenge was to shop for a party for 20 people and where required to think about decorations, snacks and entertainment. After they had created their shopping wish list from a selection of shop fronts that included priced items, the children had the added challenge of sticking within a set budget and had to prioritise what they bought. They did amazingly well throughout the task and we have some very clever shoppers in Lower Key Stage 2.



All three classes were instantly engrossed in their new class novel 'Friend or Foe' by Michael Morpurgo. The story is about a boy called David who is evacuated to the countryside along with other children from his school. The beginning of the story explores the different emotions that he goes through from the moment he wakes up, the emotional goodbye to Mum at the train station and through the journey. We are all eager to find out where David ends up and what becomes of his life in the countryside.

Please do come and speak with us if you have any queries, questions or would like to share any news with us.

We hope that you have an enjoyable weekend.

**Mr Daniel, Miss Hodgson, and Miss Clapham**






## Upper Key Stage 2 (Years 5 & 6)



Whilst the Year 6 have undertaken their SATs, in Year 5, we have showcased our writing abilities. We were given the opportunity to generate our own characters, choose our settings and develop the plot in our own creative ways. To produce our own unique piece of writing, we began by writing a plan which included the beginning, the problem (something which causes the characters to take action), the build-up (exciting events), the climax, the resolution and, finally, the ending. Working from this plan, we were able to write our own independent, exciting and original story that we shared with our friends. Within our story, it was also necessary to utilise the grammatical features, vocabulary and punctuation we have learnt to use over the course of the year.

Over the rest of this half term, all classes will have the opportunity to play a range of striking and fielding games. These will include games such as Danish Long Ball, Cricket and Rounders. We will have the opportunity to develop our skills including striking, fielding, throwing and catching. We are looking forward to working as a cohesive and supportive team with a range of our peers.



On behalf of all staff in the Upper Key Stage 2 team, we would like to express how proud we are of the way that the Year 6 children approached their assessments this week. The children were a credit to themselves and the school.

Please contact us or speak to us directly if you have any news, questions or concerns.

**Mr Bennett, Mrs Fitzpatrick, Mrs Stephenson and Mr Tod**



### This Week's Attendance



Thank you for supporting your child to attend school as much as possible.

Going to school every day helps your child to get good qualifications, which will help them to get a job.

For more information on school absence in York visit:  
[www.york.gov.uk/SchoolAttendance](http://www.york.gov.uk/SchoolAttendance)

